

Joint Strategic Needs Assessment Workshop



Hampshire

Susan Hird
Specialist Trainee in Public Health

Hampshire PCT

Joint Strategic Needs Assessment

Hampshire Primary Care Trust and
Hampshire County Council

Susan Hird
Specialist Trainee in Public Health

Hampshire

- Population 1.25 million people
- Hampshire County Council = 11 local authorities
- Hampshire PCT created October 2006: merger of 7 PCTs
- PCT now coterminous with Hampshire County Council
- PCT is largest in England
- 16 practice based commissioning localities
- Health outcomes good overall but variation linked to deprivation

Hampshire



How are we doing it?

- Health data set expanded and completed
- Dr Foster: social care data set (complete end November)
- Work with MORI on patient voice/experience: HCC and HPCT (ongoing)
- PricewaterhouseCoopers: predictive modelling (World Class Commissioning)
- Use of national data sets: POPPI, programme budgeting etc
- Workshops with local authorities and voluntary organisations

Key issues

◆ Preventable ill health

- ◆ How will we re-balance resources to address lifestyle issues.

Key Themes

◆ Lifestyle issues

- ◆ 16-24 year olds – sexual health and alcohol consumption
- ◆ Smoking
- ◆ Obesity
- ◆ Workplace

◆ Ageing population

- ◆ Assess impact of demographic changes jointly with adult services
- ◆ Jointly plan and commission future services

◆ Long term conditions

- ◆ Dementia
- ◆ Falls
- ◆ Stroke

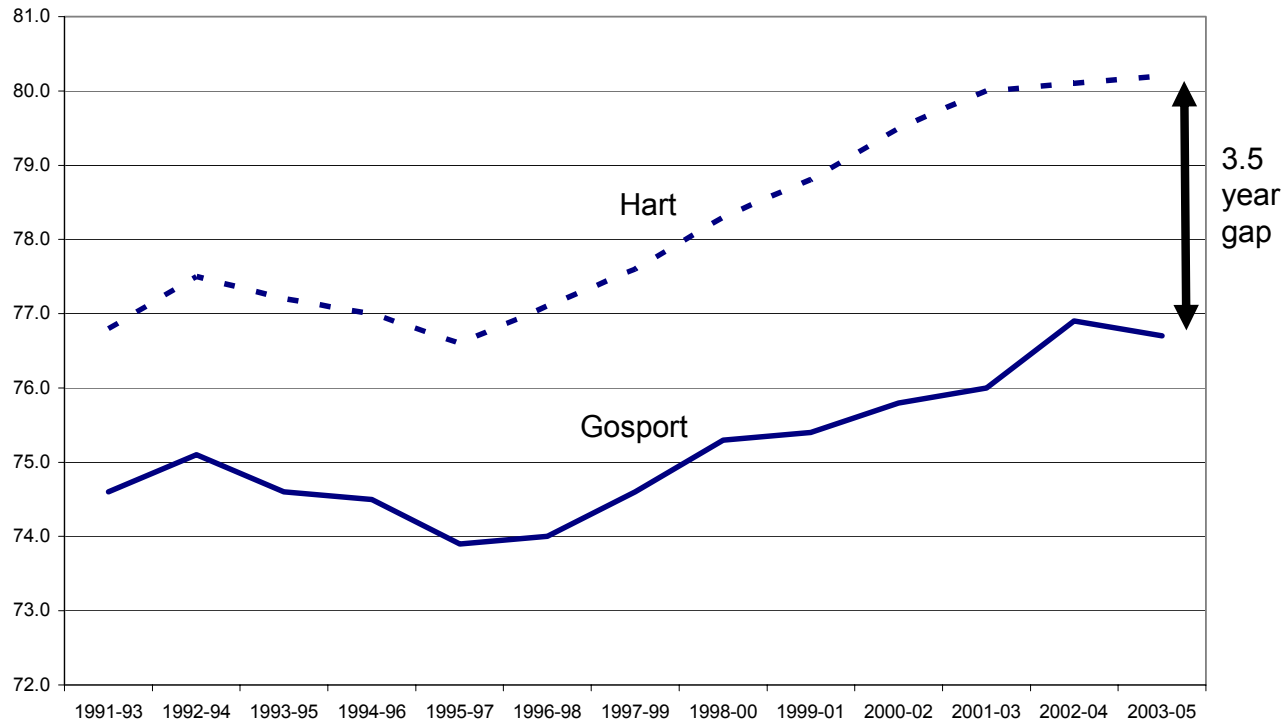
◆ Continue to address major killers – CVD and cancer

- ◆ Life expectancy increasing yet inequality gap is widening

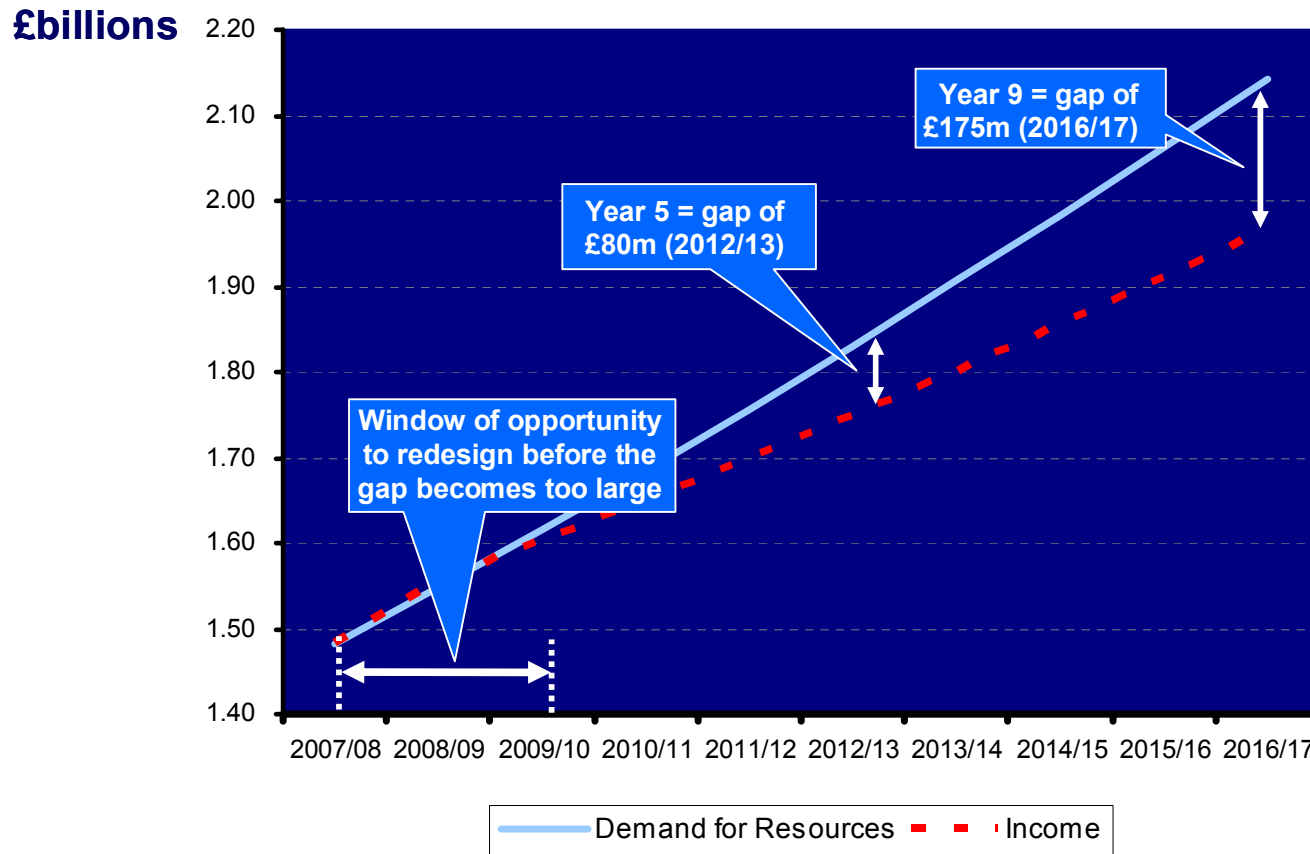
- ◆ Target interventions to reduce health inequalities

Life expectancy gap in Hampshire

Life Expectancy Gap in Hampshire (males)



Predictive modelling work

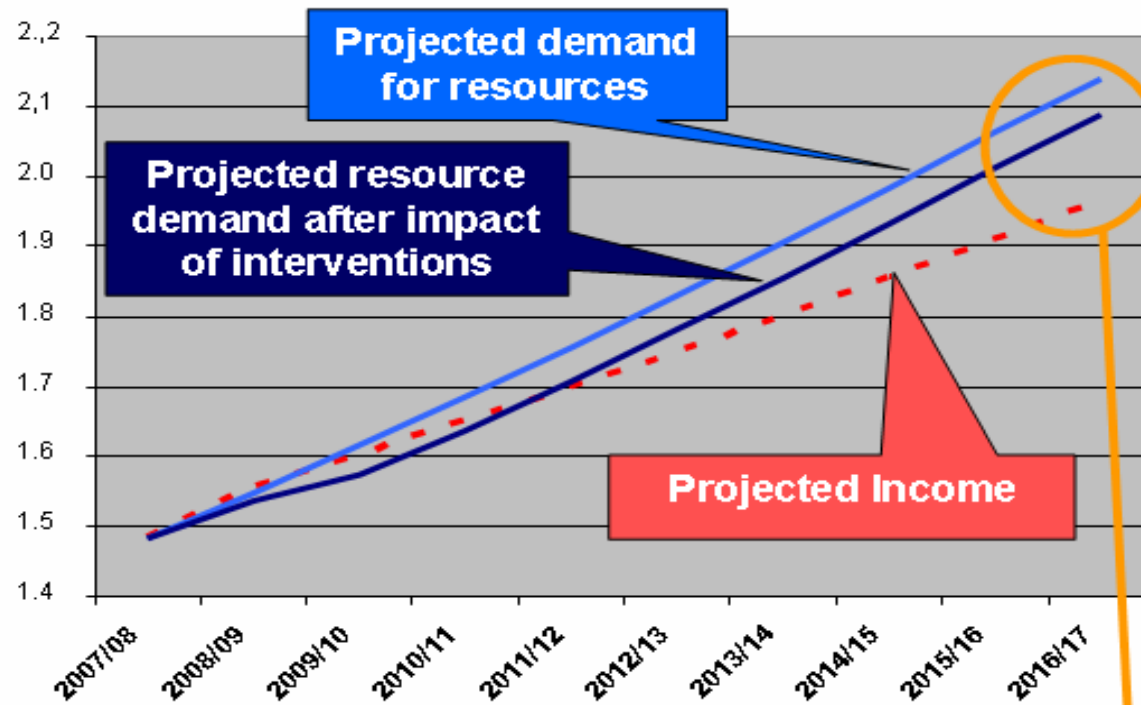


Prioritised areas for action

- Improving care pathways: major causes of morbidity and mortality
- Addressing lifestyle issues and health inequalities
- Making more efficient use of resources
- Dealing with the effects of an ageing population
- Joint working with partners

Impact of interventions

£billions



Proposed interventions will balance resources and demand in the medium term, but further action is needed to close the gap in the longer term

Falls (A&E) in Hampshire, 2008-2015: predicted cases per LAD in people aged 65+

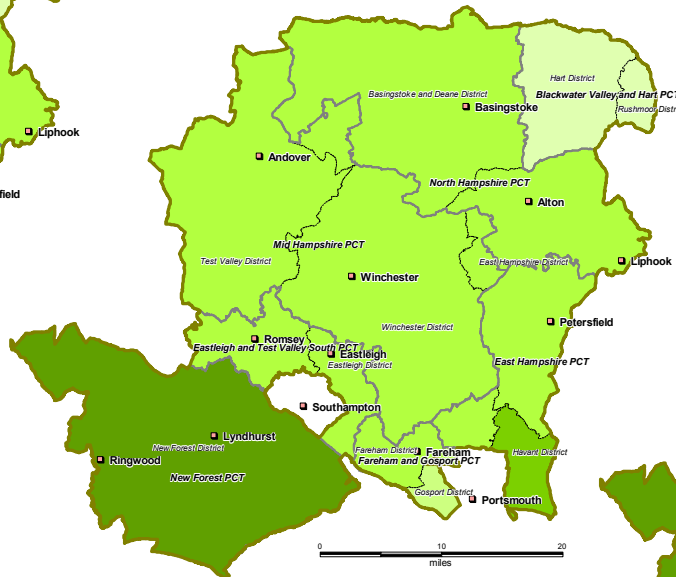
14,100 in 2008

+ 4.3%

+ 17.7%



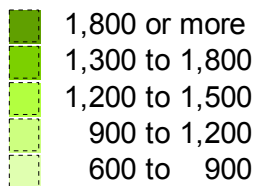
14,700 in 2010



16,600 in 2015



Falls cases (A&E) per LAD
No. predicted aged 65+ years



N.B. Local population projections using national rates of prevalence

Sources: Digital Mapping Solutions from Dotted Eyes. © Crown copyright 2005. Licence number 100019918. Information for Strategic Needs Assessment from CSIP <http://www.poppi.org.uk> © Crown copyright 2006.

Dementia in Hampshire, 2008-2015: predicted cases per LAD in people aged 65+

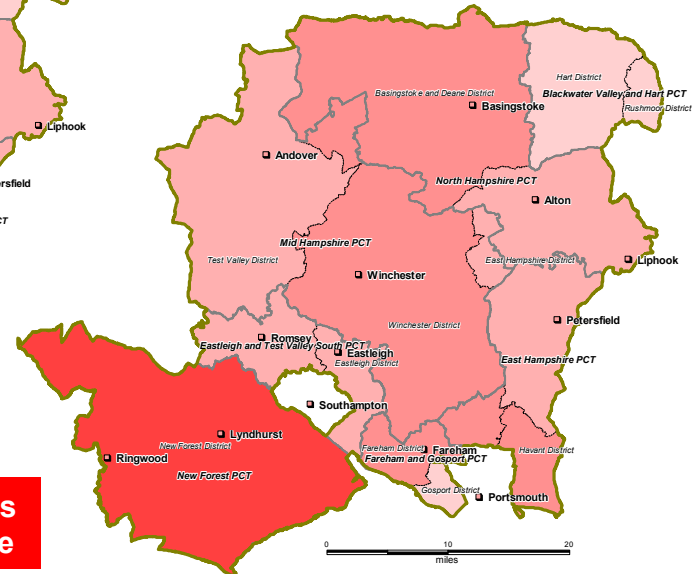
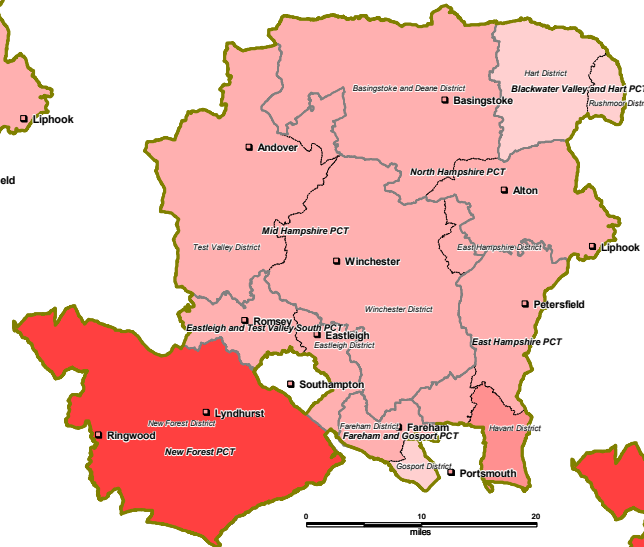
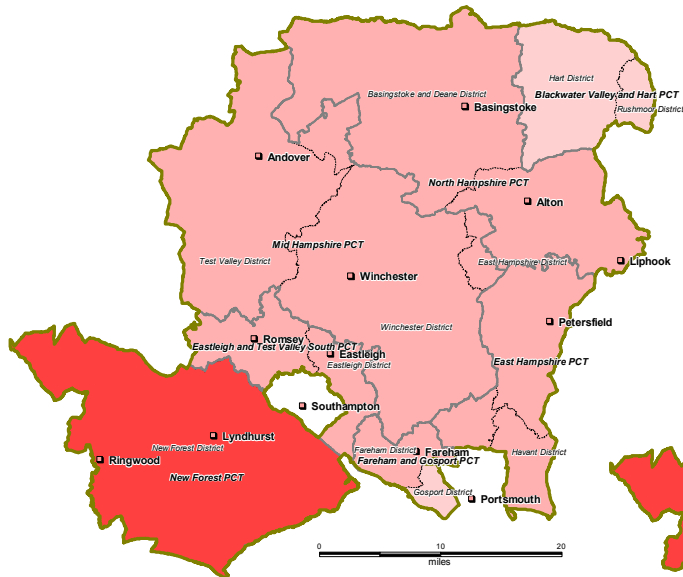
17,100 in 2008

+ 4.7%

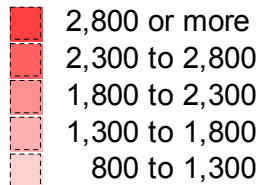
+ 17.5%

17,900 in 2010

20,100 in 2015



Dementia cases per LAD
No. predicted aged 65+ years



N.B. Local population projections using national rates of prevalence

Sources: Digital Mapping Solutions from Dotted Eyes. © Crown copyright 2005. Licence number 100019918. Information for Strategic Needs Assessment from CSIP <http://www.poppi.org.uk> © Crown copyright 2006.

What do we still need to do?

Complete the JSNA by:

- including patient/user voice experience
- social care data set from Dr Foster (includes modelling unmet need)
- working with partners on joint commissioning strategies